

SLBt

DATA SHEET



Product information

Introducing GE's latest LED road and street fixture, the SLBt, which makes the advantages of outdoor LED lighting available for everyone, even those on tight budgets. Designed to replace 35-100W HID and 24-36W CFL fixtures, the SLBt is a great LED solution for minor roads, residential streets and other public spaces where modest levels of illumination are required.

Application areas

- Street & residential road lighting
- Pedestrian street
- Car parking

Driver features

- Electronic, dimmable (0-10V or DALI) driver: 12-56W.
- Electronic, dimmable (0-10V or DALI) driver with autonomous dimming: 21-72W.

Structures and materials

Housing material: die-cast aluminium body, stainless steel screws and brackets

Optic material: coated polycarbonate

Optical cover: polycarbonate

Colour: RAL7035

Performance*

Rated luminous flux range: from 1000 to 6820 lm at 4000K.

Rated luminaire efficacy: Up to 107lm/W at 4000K.

Photometric code: 730/559, 740/559

Rated median useful life and the associated rated LM factor L90(10K): > 64,000 hours

Rated median useful life and the associated rated LM factor L80(10K): > 60,000 hours (Eco range)

Rated abrupt failure value: 12,2 %

Lumen maintenance code: 9

ECO range Lumen maintenance code: 8

Rated ambient temperature (t_a) related to performance for a luminaire: 25°C

*Definitions and tolerances according to IEC62722-2-1:2014

Installation and maintenance

Mounting options:

- Side mount \varnothing 42mm-60mm
- Post top \varnothing 48mm-76mm

Coupler can be adjusted to 0° and 5°.

With additional coupler -5° tilt angle also available.

Weight: 4.5 kg

Recommended mounting height: 4-12 m

Only two hand-tools required for installing the fixture. Ambient temperature from -30°C to +35°C. Storage temperature up to 85°C.

Optics

Available photometric distributions:

- Narrow Asymmetric – medium (B)
- Asymmetric – short (C),
- Asymmetric – medium (E)
- Narrow Asymmetric – short (N)
- Asymmetric Forward – very short (D)
- Narrow Asymmetric w/ backlight – short (P)

Rated colour rendering index*: >70 at 4000K

Rated correlated colour temperatures*: 3000K, 4000K

S/P rating: 3000K: 1.33, 4000K: 1.56

ULOR: 0

Rated initial chromaticity co-ordinate values*:

- CIE(x=0.44, y=0.403) 5SDCM
- CIE(x= 0.38, y= 0.38) 5SDCM

Electrical

Input voltage and frequency: 220-240V, 50-60Hz

Class I: standard

Class II: on request

Surge protection: 4kV/2kA

Rated input power: 12W to 72W

Standards and regulations

CE, ENEC, Directive 2004/108/EC, 2006/95/EC, 2009/125/EC, 1194/2012/EU, 2011/65/EC, EN 60598, EN 62471, EN 55015, EN 61000, EN 62493, EN 61547.

Other options available

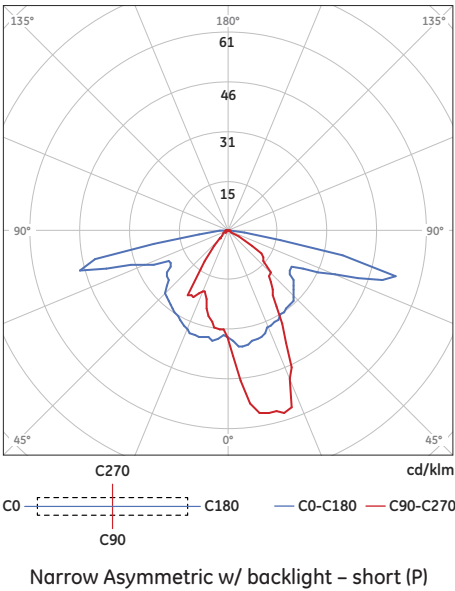
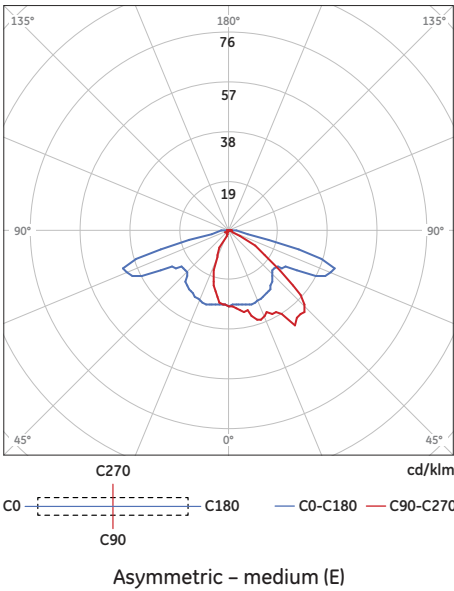
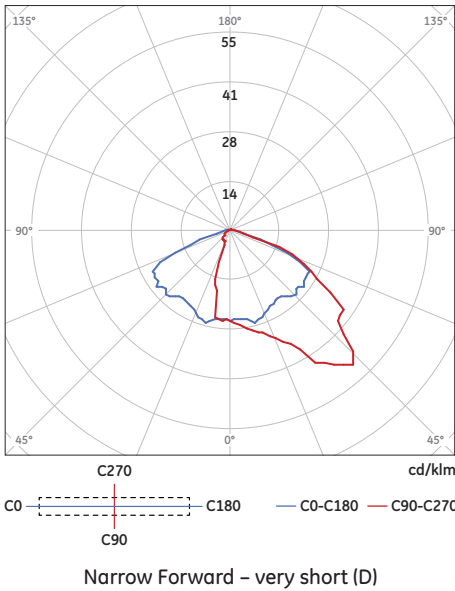
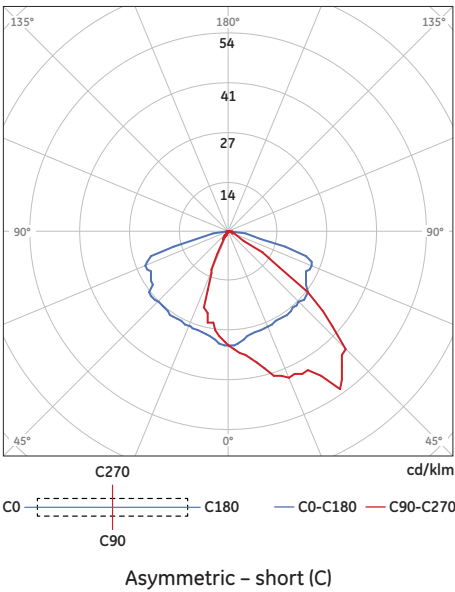
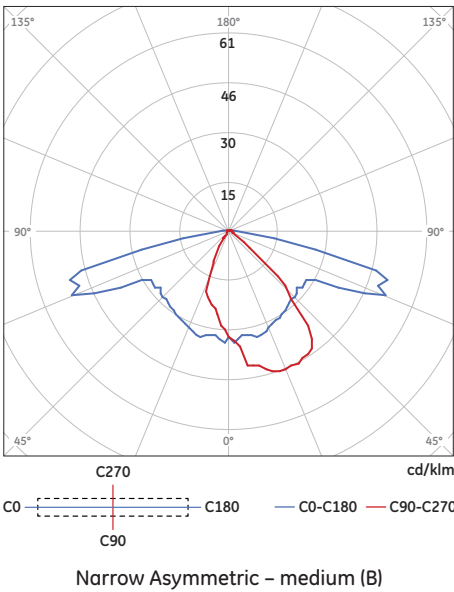
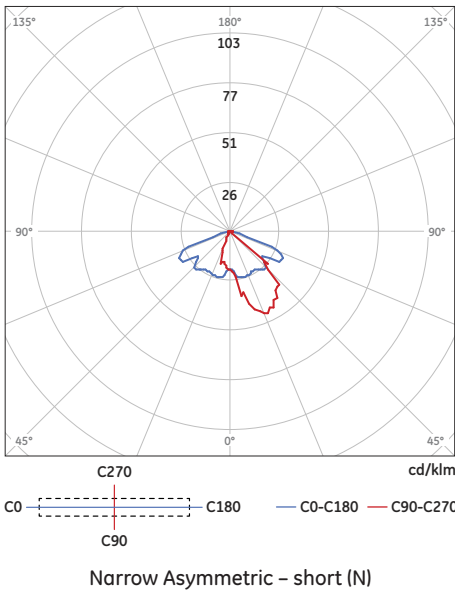
Precabing, extra surge protection up to 10kV/5kA, daylight sensor.

Extended ambient temperature: -40°C - +35°C is available.



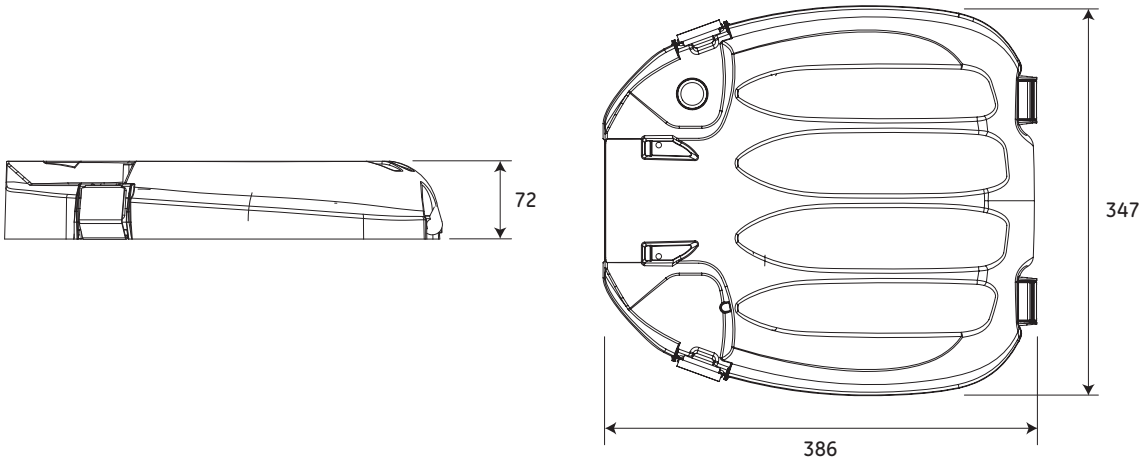
GE imagination at work

Typical photometrical features



Additional photometric files available on request or on the website.

Dimensions [mm]



Order logic

Name	Gen.	Front glass	Optics	Power [W]	CCT [K]	Control	Accessories	IEC protection classes	Precabbling	Mounting	Color
SLBt	1	1 - flat glass	B C D E N P	12 15 20 21 30 42 43 56 72	30 - 3000K 40 - 4000K	N - no control D - DALI A - 1-10V V - Clock Dimming	ST - standard type M3 - Minicell 35lux* M5 - Minicell 55lux* M7 - Minicell 70lux* SP - extra surge protection F - fuse*	C1 C2	N - without precabbling P - pre cabling	P76 - post top, 76mm S60 - side mounted 42-60mm & post top 48-60mm	R7035 XXXXX**

*Minicell and Fuse is not available together with C2 IEC protection class

**R7035 is a standard colour, for other colours please use 5 characters

Example: SLBT/1/F/B/56/40/D/ST/C2/N/S60/R7035

Order logic – ECO range

Name	Gen.	Front glass	Optics	Power [W]	CCT [K]	Control	Accessories	IEC protection classes	Precabbling	Mounting	Color
SLBt	1E	1 - flat glass	B C D E N P	15 18 23 28 35 43 52	30 - 3000K 40 - 4000K	N - no control	ST - standard type M3 - Minicell 35lux* M5 - Minicell 55lux* M7 - Minicell 70lux* SP - extra surge protection F - fuse*	C1	N - without precabbling P - pre cabling	P76 - post top, 76mm S60 - side mounted 42-60mm & post top 48-60mm	R7035 XXXXX**

*Minicell and Fuse is not available together with C2 IEC protection class

**R7035 is a standard colour, for other colours please use 5 characters

Example: SLBT/1E/F/B/52/40/N/ST/C1/N/S60/R7035