

PRODUCT DATASHEET

ENDURA Style Ellipse 90cm 13W

ENDURA® STYLE ELLIPSE | Decorative and very bright luminaires



Areas of application

- Outdoor use (IP44)
- Gardens, balconies and other outdoor areas
- Building facades
- Pathway lighting
- Driveways

Product benefits

- Energy-efficient thanks to LED technology
- Easy and quick installation

Product features

- Very bright and functional outdoor LED luminaires
- Die-cast aluminum housing
- Available as wall and bollard luminaires



TECHNICAL DATA

Electrical data

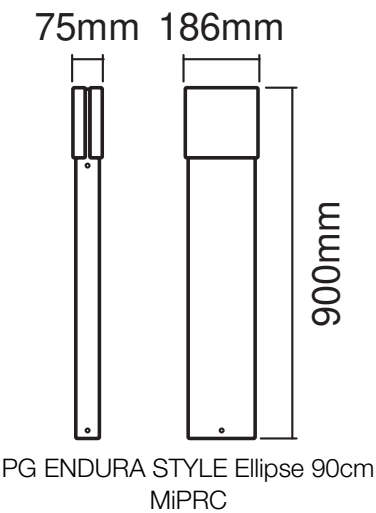
Nominal wattage	12.50 W
Nominal voltage	220...240 V
Mains frequency	50...60 Hz
Nominal current	65.000 mA
Power factor λ	> 0.5
Protection class	I
Operating mode	Mains voltage

Photometrical data

Luminous flux	950 lm
Total luminous flux of contained light sources	1400 lm
Luminous efficacy	76 lm/W
Color temperature	3000 K
Light color (designation)	Warm White
Color rendering index Ra	> 80
Standard deviation of color matching	≤6 sdc _m
Beam angle	122 °

Dimensions & Weight

Length	75.00 mm
Width	186.00 mm
Height	900.00 mm
Product weight	3500.00 g



Materials & Colors

Product color	Dark gray
Housing color	Dark gray
Body material	Aluminum
Cover material	Polycarbonate (PC)
Mercury content	0.0 mg

Application & Mounting

Ambient temperature range	-20...+40 °C
Temperature range at storage	-20...+85 °C
Type of connection	Screw terminal
Type of protection	IP44
Dimmable	No
Mounting type	Surface
Mounting location	Wall
Application environment	Outdoor
LED module replaceable	Not replaceable
With light source	Yes

Lifespan

Number of switching cycles	15000
----------------------------	-------





Certificates & Standards

Standards	CE / EAC / UKCA
Luminaire with limited surface temperature, "D sign"	No

EQUIPMENT / ACCESSORIES

– Complete mounting and connecting accessories included

DOWNLOAD DATA

Documents and certificates		Document name
	User instruction	ENDURA STYLE ELLIPSE
	Packaging insert	Legal insert C Outdoor - Not dimmable
	Declarations Of Conformity CE	ENDURA STYLE LUM
	Declarations Of Conformity UKCA	Fixed LUM

LOGISTICAL DATA

Product code	Packaging unit (Pieces/Unit)	Dimensions (length x width x height)	Gross weight	Volume
4058075205116	Folding box 1	84 mm x 194 mm x 921 mm	3670.00 g	15.01 dm ³
4058075205123	Shipping box 2	205 mm x 185 mm x 940 mm	7710.00 g	35.65 dm ³

The mentioned product code describes the smallest quantity unit which can be ordered. One shipping unit can contain one or more single products. When placing an order, for the quantity please enter single or multiples of a shipping unit.

DISCLAIMER

Subject to change without notice. Errors and omission excepted. Always make sure to use the most recent release.